

Reporting of Side Effects

If you get any side effects, talk to your doctor, pharmacist or nurse. This includes any possible side effects not listed in the product's package leaflet. You can also report side effects directly via the Yellow Card Scheme at www.mhra.gov.uk/yellowcard. By reporting side effects you can help provide more information on the safety of this medicine.

ASPIRE[®]
P H A R M A

Sevodyne

Buprenorphine

Your Guide to Sevodyne 7-day patches Information for Patients and Carers

Your doctor has prescribed you Sevodyne patches for the treatment of moderate, long-lasting pain that requires the use of a strong painkiller. Sevodyne acts through the skin. After application, buprenorphine passes through the skin into the blood.

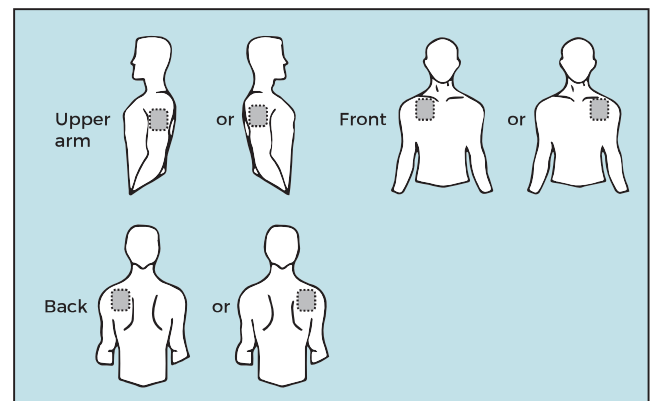
If you develop a fever tell your doctor immediately. If your breathing becomes shallow and weak take the patch off and seek medical help.

Method of administration


Before applying the transdermal patch

- Choose an area of non-irritated, intact skin on your upper outer arm, upper chest, upper back or side of the chest. Ask for assistance if you cannot apply the patch yourself.
- The Sevodyne patch should be applied to a relatively hairless or nearly hairless skin site. If no suitable hair free sites are available, the hairs should be cut off with a pair of scissors. Do not shave them off.
- Avoid skin which is red, irritated or has any other blemishes, for instance large scars.
- The area of skin you choose must be dry and clean. If necessary, wash it with cold or lukewarm water.

Do not use soap, alcohol, oil, lotions or other detergents. After a hot bath or shower, wait until your skin is completely dry and cool. Do not apply lotion, cream or ointment to the chosen area. This might prevent your patch from sticking properly.




Applying the transdermal patch



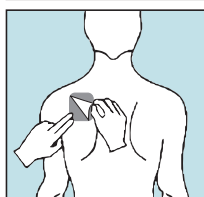
• Step 1:

Each transdermal patch is sealed in a sachet. Just before use, cut the sachet along the sealed edge with scissors. Take out the transdermal patch. Do not use the patch if the sachet seal is broken.



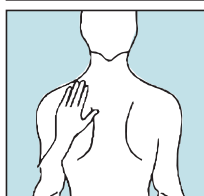
• Step 2:

The sticky side of the transdermal patch is covered with a transparent protective foil. Carefully peel off **one part** of the foil. Try not to touch the sticky part of the transdermal patch.



• Step 3:

Stick the transdermal patch on to the area of skin you have chosen and remove the remaining foil.



• Step 4:

Press the transdermal patch against your skin with the palm of your hand and count slowly to 30. Make sure that the whole transdermal patch is in contact with your skin, especially at the edges.

Your pain relief patch explained

Frequently asked questions

Please ensure you have read and fully understood the information on the leaflet contained within the Sevodyne packaging and if you have any questions, please speak to your doctor.

What is Sevodyne?

Sevodyne contains the active ingredient buprenorphine which belongs to a group of medicines that are called strong analgesics or 'painkillers'. They have been prescribed for you in the form of a transdermal patch by your doctor to relieve moderate, long lasting pain that requires the use of a strong painkiller

How long do I need to wear the patch for?

The Sevodyne patch should be worn for 7 days. Remember to change your patch the same time of day. It is important that you make a note of the time of day. You can use the Sevodyne Application Reminder card to do this.

What should I do if the patch falls off before the 7 days.

In the unlikely event that the patch falls off before it needs changing, do not use the same patch. Stick a new one on in a different area. If unsure of suitable areas, please refer to diagrams overleaf. If the edges of the patch begin to peel off, they may be taped down with a suitable skin tape.

Can I stop using Sevodyne at any time?

If you stop using Sevodyne too soon or you interrupt your treatment, your pain may return. If you wish to stop treatment, please consult your doctor. They will tell you what can be done and whether you can be treated with other medicines.

The pain relieving effect of Sevodyne is maintained for some time after the removal of the patch. You should not start another opioid analgesic (strong painkiller) within 24 hours after the removal of the patch.

Do I apply the patch in the same place each time?

You should apply the patch to a different appropriate skin site every 7 days. You should not apply a new patch to the same site for 3 – 4 weeks. Ensure that old patches are removed before applying a new one.

What should I do if I forget to change the Sevodyne patch after the 7 days?

Remove old patch and stick new patch on as soon as you remember. Make a note of date as your usual date of changing may now be different. If you are very late changing, your pain may return. In this case contact your doctor.

Can the patches be cut?

The patches must not be divided or cut into pieces as this may result in poor adhesion.

What do I do with the old patch?

Take the old patch off and fold it in half – sticky side inwards. Put it in the empty sachet from the new patch you have applied and discard safely.

What do I do if I still have pain?

Your doctor may wish to adjust the dose after 3-7 days until the correct level of pain control has been found. If your doctor has advised you to take other painkillers in addition to the patch, strictly follow the doctor's instructions, otherwise you will not fully benefit from treatment with Sevodyne.

Can I still have a shower and bathe whilst wearing the patch?

You may shower, bathe or swim whilst wearing a patch, but do not soak in a hot bath or take a hot shower.

Are the patches affected by exposure to heat?

Do not expose the patch to extreme heat (e.g. heating pads, electric blanket, heat lamps, sauna, hot tubs, heated water beds, hot water bottle, etc) as this may lead to larger quantities of the active ingredient being absorbed into the blood than normal. External heat may also prevent the patch from sticking properly. If you have a high temperature this may alter the effects of Sevodyne.

Will Sevodyne work in the same way as my previous buprenorphine patch?

Yes, Sevodyne has been shown to work in the same way as other buprenorphine products, including adhesion. You need to take the same dose and quantity that you currently take, unless advised by your doctor.

Can I still drive or operate machinery?

Sevodyne may affect your reactions to such an extent that you may not react adequately or quickly enough in the event of unexpected or sudden occurrences. This applies particularly:

- at the beginning of treatment;
- if you are taking medicines to treat anxiety or help you sleep;
- if your dose is increased.

If you are affected (e.g. feel dizzy, drowsy or have blurred vision), you should not drive or operate machinery whilst using Sevodyne, or for 24 hours after removing the patch.

This medicine can affect your ability to drive as it may make you sleepy or dizzy.

- Do not drive while taking this medicine until you know how it affects you.
- It is an offence to drive if this medicine affects your ability to drive, however you would not be committing an offence if:
 - The medicine has been prescribed to treat a medical or dental problem; and
 - You have taken it according to the instructions given by the prescriber or in the information provided with the medicine and
 - It was not affecting your ability to drive safely.

Talk to your doctor or pharmacist if you are not sure whether it is safe for you to drive while taking this medicine.

Sevodyne
Buprenorphine

ASPIRE[®]
P H A R M A
www.aspirepharma.co.uk